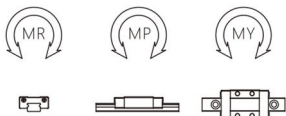
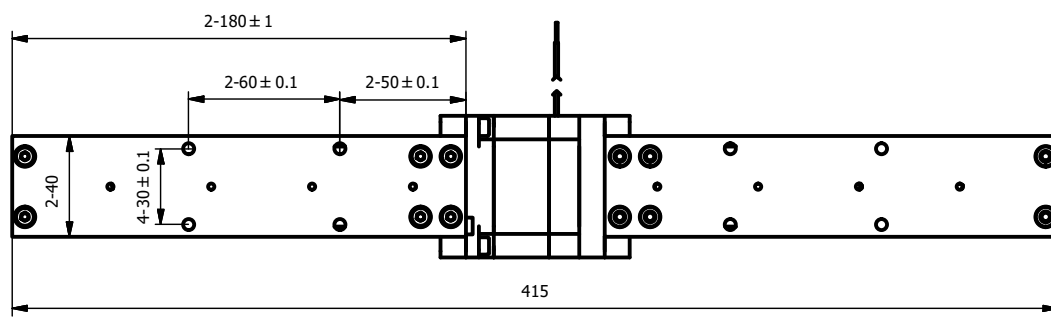
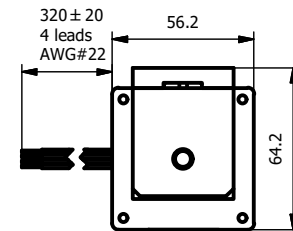
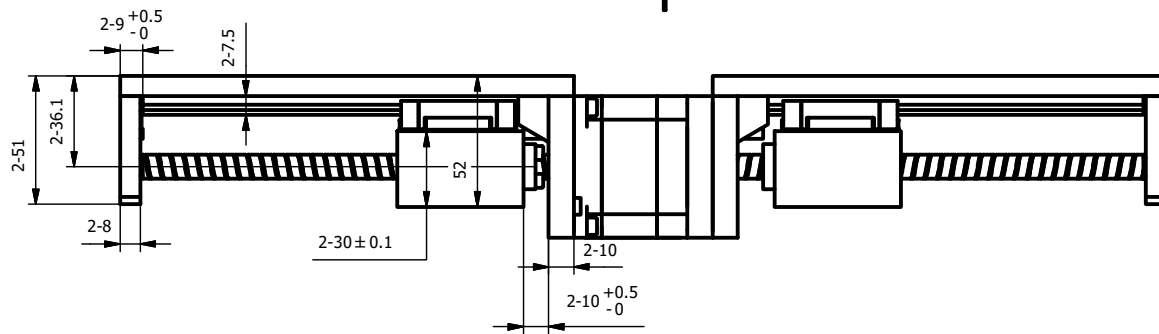
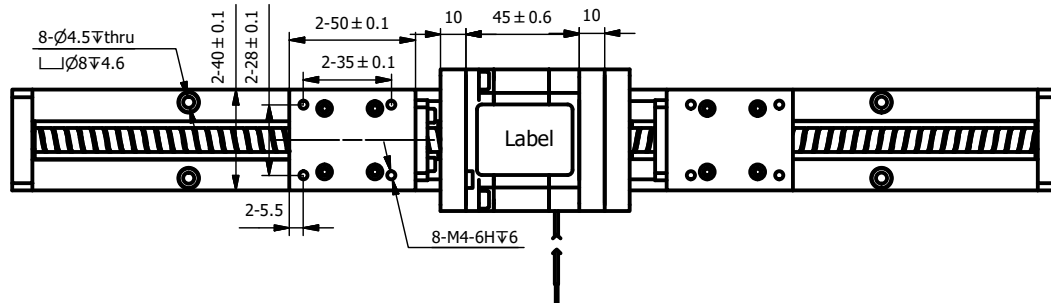


CE DLM100-23E2120K4-L-101
RoHS DINGS' MOTION
 Work order
 DATE REV00

REVISION			
REV.	DATE	DESCRIPTION	DRAWN BY



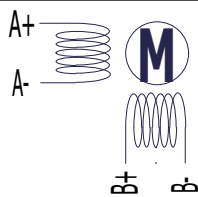
Mro	21.8 Nm
Mpo	13.5 Nm
Myo	13.5 Nm
C100B(dyn)	1905 N
Co(stat)	2795 N

Motor's phase	2
Step angle	1.8°
Rated current/phase	2.0 A
Resistance/phase	1.75Ω±10%
Inductance/phase	4.1 mH±20%
Linear travel per step	0.0127 mm/step
Ball screw diameter	Ø9.525 mm
Ball screw lead	2.54 mm
Nut material	PBT
Insulation class	B
Insulation resistance	100MΩ(500VDC)
Heat rise	80°C
Motor weight	TBD kg
Stroke	100 mm
Operating Temp	0-40°C, No condensation

CUSTOMER

NOTICE TO PERSONS RECEIVING THIS DRAWING
 THIS DRAWING IS ONLY CONDITIONALLY ISSUED, AND FOR THE SOLE PURPOSE OF INFORMING LICENSEES AND ASSOCIATE CONTRACTORS OF DINGS' MOTION, AND VENDORS THERE TO AND CUSTOMERS THEREOF, RECEIPT OR POSSESSION THEREOF DOES NOT CONFER ANY RIGHT IN THE SUBJECT MATTER OF THE DRAWING. THE DESIGN, CONSTRUCTION, TECHNICAL INFORMATION AND ALL OTHER SUBJECT MATTER SHOWN IN THIS DRAWING ARE AND REMAIN, EXCEPT AS MAY BE OTHERWISE INDICATED BY WRITTEN NOTICE HEREON, THE EXCLUSIVE PROPERTY OF SAID CORPORATION. THIS DRAWING MAY BE REPRODUCED ONLY BY LICENSEES AND ASSOCIATE CONTRACTORS OF SAID CORPORATION AND ONLY FOR LICENSED MANUFACTURE, AND BY VENDORS MANUFACTURING FOR SAID CORPORATION AND ONLY FOR LICENSEES AND ASSOCIATE CONTRACTORS.

WIRING CHART



EXCITING SEQUENCE

CW	→			
Red A+	+		-	
Red/wht A-	-		+	
Green B+		+		-
Grn/wht B-		-		+
CCW	←			

UNLESS OTHERWISE SPECIFIED ALL DIMENSIONS ARE IN MILLIMETERS AND TOLERANCES ARE AS BELOW PER ISO2768-ck.

LINEAR		ANGULAR	
0~3	±0.2	0~10	±1.5°
3~6	±0.5	10~50	±1°
6~30	±0.8	50~120	±30'
30~120	±1.5	120~400	±15'

DRAWN	Kevin	DATE	2024/7/20
APPRVD		DATE	

MODEL	DLM100-23E2120K4-L-101
-------	------------------------

DINGS' MOTION USA™
Precision Motion Specialists

SIZE	A3	SHEET	1 OF 1
SCALE	1: 1	REV	00

